



LUXURY

Fragrance
characteristic

Colours
from 7300

Regulations
for cosmetic use according to
EU, US and JP regulations

ICC laboratories have formulated a one coat nail polish with a UV gel-like effect, giving an extra long-lasting and glossy finish. You need to follow a few simple steps to have an impeccable manicure for at least one week. It is a nail standard polish but that gives a finish similar to gel nail polish, without the need for a UV lamp and without any damage to the nails. Despite its formula-tion being more viscous than the standard nail polish, its removal is very easy. For best results use with ICC Filler, that makes the nail smoother and richer to make the nail polish adhere better, and the ICC Glossy Coat that, creating a single film with the un-derlying nail polish, making it more long-lasting and shiny.


Effects


Perfect long lasting manicure. The nail polish remains glossy and without chippings for at least 7 days!


How to use

- Apply one of the ICC Fillers
- Then apply the ICC Luxury nail polish on every nail
- Before the nail polish completely dries (approximately after having finished the ten fingers) apply a rich coat of ICC Glossy Coat

Label

 / **EXP. DATE** PAO / Expiry date
(to evaluate with Regulatory office)

 Do not throw out in the environment / Green Dot

 Bottle capacity indication





LUXURY

Advices

- Apply the ICC Glossy Coat in a rather rich coat and before the underlying nail polish is dry
- Do not apply ICC Glossy Coat with fast brush strokes to avoid the arise of bubbles

Matching products

ICC Ridge Filler Silica

ICC Ridge Filler Stem Cell

ICC Glossy Coat

