



NAIL POLISH MARKER

Fragrance
characteristic

Colours
various

Regulations
to evaluate with Regulatory
office

Thanks to the ICC Nail Polish Marker even the less experts can apply their favourite nail polish! The application is extremely easy also for who is not used to the nail polish; the thin coat allows an excellent dry time and a long lasting.

Effects

Extremely easy application, fast drying, ideal for travel.

How to use

The product must be activated before use.


To activate the product, press the marker's tip on a flat surface, so that the tip goes inside the marker.


Repeat this operation for 3 times, then keep pressed the marker on a flat surface for 30 seconds until the tip is completely colored.


Make sure to close well the cap after use.

Do not apply the top coat.

Label

 PAO / Expiry date
(to evaluate with Regulatory office)

 Do not throw out in the environment / Green Dot

 Bottle capacity indication

Advices

- With the nail polish marker it is possible to make 25 manicures

Matching products

ICC Base Coat for an easy application.

